

# Electrochemical Cut-Off

with Programmable Touch Screen Control

## *World Class ECG Technology*

Burr-Free Production

Low Cutting Force  
free of heat stress

No Heat Affected Zone

No Work Hardening

No Recast Layer

No Metallurgical Damage

Faster than EDM

Cutoff today's toughest materials  
independent of hardness or strength

Cutoff materials >Rc 65

Cutoff fragile workpieces

Cutoff thin wall workpieces

Cutoff thermosensitive materials

## **Everite**

**Machine Products Co.**

501 E. Erie Avenue

Philadelphia, PA, USA 19134-1106

Phone: 01 215 425 3750

Fax: 01 215 426 7768

e-mail: [sales@everite.net](mailto:sales@everite.net)

Web: [www.everite.net](http://www.everite.net)

## **Everite Europa Ltd.**

Crossagalla Business Park

Crossagalla Industrial Estate

Unit #1—Ballysimon Road

Limerick, Ireland

Phone: 353 61 415399

Fax: 353 61 415268

e-mail: [everite@iol.ie](mailto:everite@iol.ie)



## **Ultracut SR7**

### **Electrochemical Tube Cutoff Machine featuring SmartHead and SmartFeed**

- **Advanced Quick Change Fixturing System**
- **Large Splash Guard - Easy Access for setup, wheel change, fixture change, and cleanup**
- **Convenient Top Mounted Controls**
- **No Limit Switch Settings**
- **Integrated DC Power Supply / Reduced Footprint**
- **Rigid Construction for Greater Accuracy**
- **Optional Parts Conveyor and Rinse Tank for unattended cutoff**

#### **Capacity:**

Diameter: 0.010" (0.25 mm) to 2.5" (63.5 mm)

Cut Length: Min. 0.080" (2.0 mm) Max. **No Limit**

#### **Cutting Speed:**

Min. 0.2 IPM - Max. 25 IPM (0.08 mm/s - 10.6 mm/s)

#### **User Friendly Touch Screen Control**

Multiple feed rates for efficiency and squareness of cut.

Program cutoff and notch in one step


Automatic wheel wear compensation

Automatic - constant or variable length cutoff.





**Everite**  
**501 E. Erie Ave**  
**Philadelphia, PA 19134**  
**T: 215 425 3750 F: 215 426 7768 E: sales@everite.net**

### Samples of ECG Cutoff



### Ultracut SR7 Programmable Electrochemical Tube Cutoff Machine

#### Specifications

Capacity	Range: 0.010" (0.25 mm) to 3.0" (75 mm) Dia.
Cut Length	Min.: 0.080" (2.0 mm) Max.: <b>No Limit</b>
Drop-Off Length	Min.: 3" (76.2 mm)
Electricals	230 / 460V - 3PH - 60 Hz Optional: (380V - 3 PH - 50 HZ) 13 KVA Input
Wheel Size (Nominal) with 3" Hole (76.2 mm)	10" Dia. (254 mm) x 0.040" Width (1.016 mm) 12" Dia. (304.8 mm) x 1/8" Width (3.175 mm)
Spindle	2450 RPM Poly 'V' Belt Drive, HD permanently lubricated ball bearings. 300 Amp. brush rigging.
Cutting Speed	Min.: 0.2 IPM (0.08 mm/s) Max.: 25 IPM (10.6 mm/s)
Rapid Approach - Rapid Return	Adjustable for maximum cutting efficiency
Spindle Motor	5 HP TEFC (3.7 KW) sealed ball bearings
Pump Motor	3/4 HP TENV (0.56 KW) sealed ball bearings
Mist Collector	1/3 HP TEFC (0.25 KW) sealed ball bearings
Electrolyte Tank	50 Gal. (189.3 L.) capacity
Color	Beige  Blue 
Air Supply	80 PSI Min. (5.6 kg/cm <sup>2</sup> ) required
Water Connection	1/4" NPT (required for wash down)
Machine Wt.	≈ 3200 Lbs. (1451 kg)
Shipping Wt.	Domestic US ≈ 3600 Lbs. (1633 kg) Overseas ≈ 4200 Lbs. (1905 kg)

### Ultracut SR7 Programmable Electrochemical Tube Cutoff Machine

#### Standard Features

SmartHead	
Spindle Downfeed	Ballscrew Actuator
Feed Rates	Programmable 0.25 - 25 IPM
Touch Screen Interface	Cutting parameters, wheel position, feed rate, & parts counter
Wheel Wear Compensation	Automatic
Spindle	Optional constant surface speed
SmartFeed	
Stock Feed	Ballscrew Actuator
Touch Screen Interface	Length settings and adjustments including fixed cut length, variable cut length, and notch cutting. Cut Sheet feature allows unlimited flexibility in controlling cut length. Tube can be cut and notched in one setup.

### Ultracut SR7 Programmable Electrochemical Tube Cutoff Machine

#### Standard Equipment

DC Power Supply	Integrated 300 Amp. DC Lectropak and Control Optional: (600 Amp. DC)
Electrolyte	50 Gal. (189.3 l.) Tank & Pump
Mist Collector	Model MC3 - 300 CFM
Tube Feed	Automatic Feed & Clamp
Control System	Touch Screen Control with Allen-Bradley PLC
Fixture Mount	Advanced Quick Change Fixturing System
Wheel Flanges	6" Diameter (152.4 mm) for 10" Dia. Wheel
Electrolyte Salts	Initial Supply with machine
Electrolyte Filter	Supplied with machine
Manuals	(1) Set supplied with machine

**Everite T: 215 425 3750 F: 215 426 7768**

**Everite the one Source for ECG**

**Electrochemical Sales - Service - Supplies**

**Cutoff - Surface Grinders - Point Grinders**

**ECG Wheels - Conventional & Super-Abrasive**

**Electrolyte**

**Cutoff Fixtures - Standard & Custom**